

SECTION 11110

LAUNDRY WASHER-EXTRACTOR, 20 LB. (9.1 KG) CAPACITY

PART 1 GENERAL

1.01 SECTION INCLUDES:

- A. Automatic laundry washer-extractor for processing water-washed linen items

1.02 SYSTEM DESCRIPTION

A. DESIGN REQUIREMENTS:

1. Construction: 304 or equal stainless steel cylinder, tub, front & top panels
2. Input voltage: 208-240/60/3, 3 wire plus ground
3. Dry weight capacity: 20 lb. (9.1 kg)
4. Wash cylinder volume: 2.76 cu ft (78,154 cu cm) minimum
5. Overall width: 26 inches (660 mm) nominal
6. Overall height: 42 inches (1067 mm) nominal
7. Overall depth: 30-1/4 (768.36 mm) inches nominal
8. Number & size of water supply inlet valves: 2 at 1/2 inch (13 mm), all with 3/4 inch (19 mm) NH male connections
9. Number & size of drain outlets: 1 at 2 inch (51 mm)
10. Overflow: Internally plumbed
11. Control system: Programmable microprocessor
12. Cylinder drive: Direct drive V belt system
13. Drive motor: .74 hp

B. PERFORMANCE REQUIREMENTS:

1. Number of selectable cylinder speeds: 2
2. G-force at highest extract speed: 80 G's
3. Chemical supply system
 - a. manually filled 4 compartment dry chemical dispensing system
 - b. automatic flushing & connections for 4 external supply lines & control signals for 5 external supplies
4. 2 independently controlled water levels
5. Control system
 - a. Programmable microprocessor; (manual, PDA or laptop PC)
 - b. 30 programmable cycles
 - c. 31 programmable water levels
 - d. Real time clock to record events by date and time
 - e. Cycle counter
 - f. temperature controlled fill and thermal cool-down

- g. Water monitoring: slow drain and auto leak detection system
 - h. Diagnostic capabilities
6. Drain valve automatically opens in event of power failure

1.03 DELIVERY, STORAGE & HANDLING

A. ACCEPTANCE AT SITE:

- 1. Inspect machine for damage prior to acceptance. If damage is found, follow freight handler's procedure for claims.

B. STORAGE & PROTECTION

- 1. Machine should be stored in a site protected from weather, direct sunlight & temperature extremes. Do not remove packaging prior to storage.
- 2. If machine is to be stored for an extended period of time, consult manufacturer for special requirements.

1.04 SYSTEM STARTUP & COMMISSIONING

- A. Machine installation should be inspected by local manufacturer's representative prior to startup & operation. The party installing the machine is responsible for setting the schedule for this inspection.

PART 2 PRODUCTS

- A. Source quality
- B. Alliance Laundry Systems LLC - UniMac, obtain commercial laundry equipment from a single manufacturer

1.02 QUALIFIED MODELS

- A. UniMac model **UCN020KN2** (no substitutions permitted)

PART 3 EXECUTION

1.01 INSTALLATION

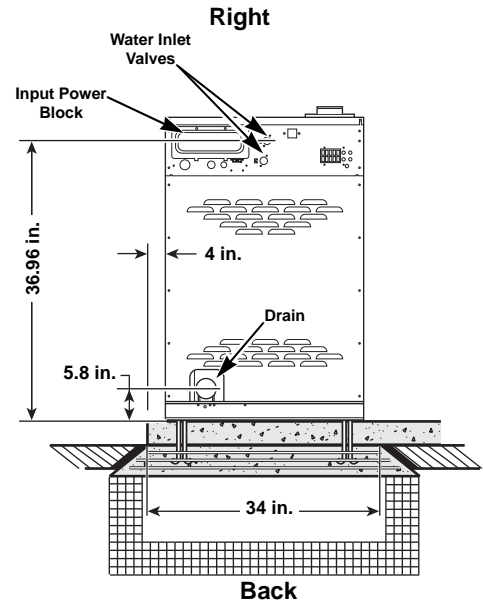
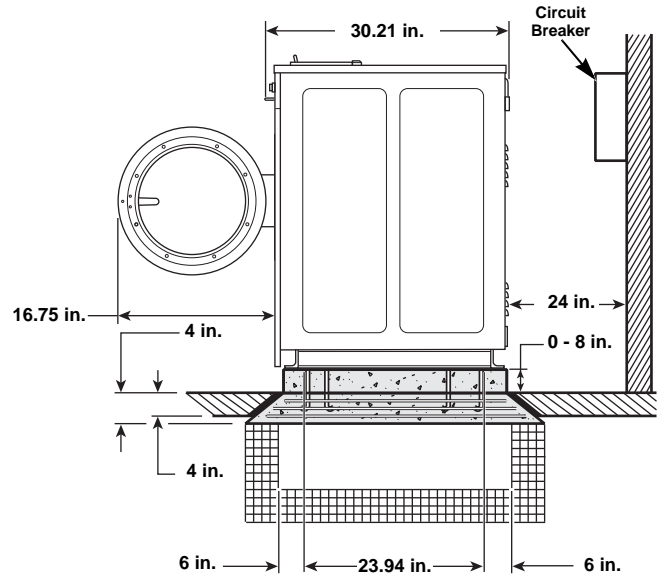
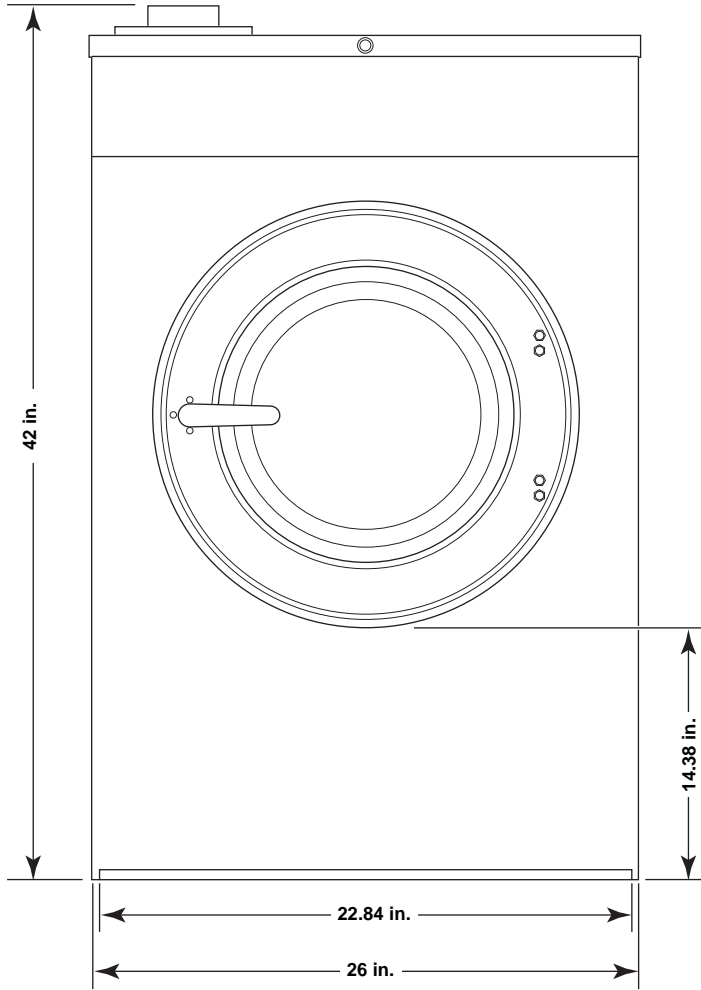
- A. Refer to & comply with manufacturer's installation instructions, document number F232135. Do not deviate without permission from site owner, architect, general contractor & manufacturer's local representative.

Machine Dimensions and Specifications

Models UCN020GN2, UCN020HN2,
UCN020KN2, UCN020KNF and UCN020HNF



Dimensions and Foundation Requirements



CHM2290N

Electrical Specifications

Voltage Designation					Non-Electric Heat Machines (Standard)			
Code	Voltage	Cycle	Phase	Wire	Full Load Amps	Breaker (Non Fused)	AWG	mm ²
B	120	60	1	2	16	20	12	4.0
X	200-240	50/60	1/3	2/3	6/4	15	14	2.5
O	208-240	60	3	3	5	15	14	2.5
Y	208-240	60	1	2	8	15	14	2.5
F	440-480	60	3	3	4	15	14	2.5

Water, Drain and Weight Specifications

Drain: Number (Size)	1 (2 in.)
Fill Water Inlets (3/4 inch): Number (Size)	2 (0.5 in.)
Weight: Machine (With Shipping Packaging)	387 lbs. (420 lbs.)
Side Clearance:	2 in. (from wall) .5 in. (between machines)

Part No. 10-09-203
December 2009